



SINGLE ARM WALL MOUNT



Model: MS 2615
EDP 30666

1 SCHWENKARM, NEIG- UND SCHWENKBARE WANDHALTERUNG
SOLO BRAZO, SOPORTE DE PARED INCLINABLE Y GIRATORIO

Technical Specification



SCREEN SIZE



MAX VESA



MAX LOAD

Package Contents

4 pcs.
M4 x 12mm
screw



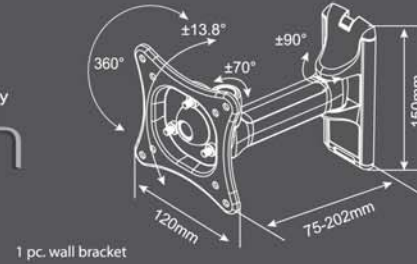
4 pcs.
M4 x 20mm
screw



4 pcs.
10mm spacer




1 pc. S4 hex key

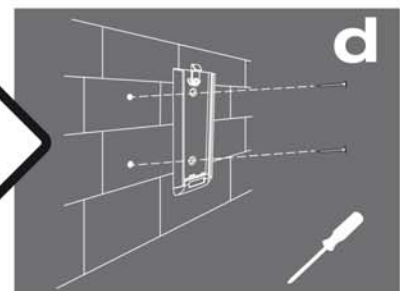
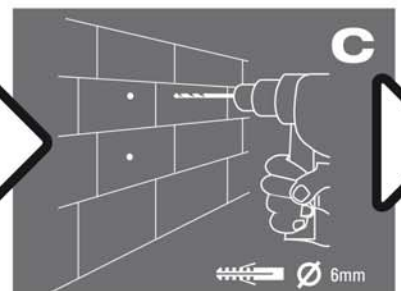
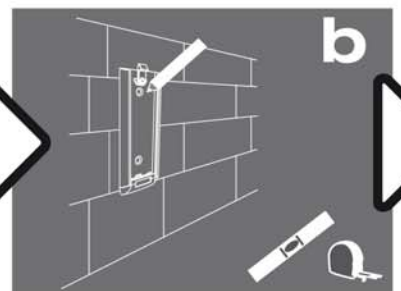
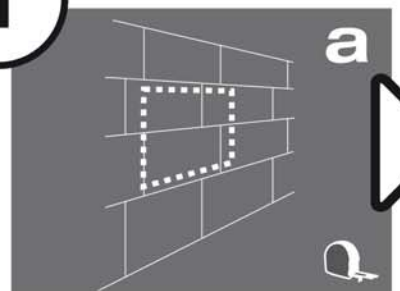
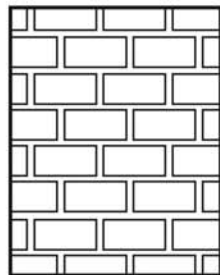
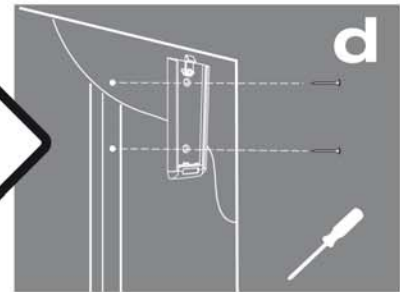
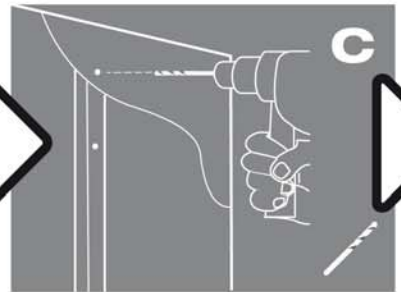
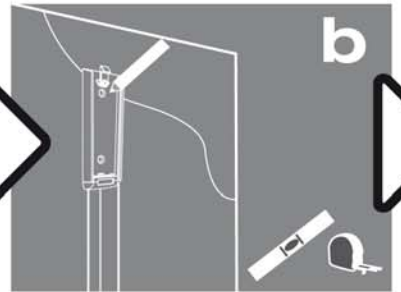
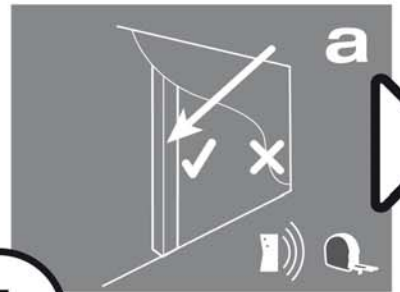


1 pc. wall bracket

Required for installation



1



2

